

## NV Vertical Multistage Booster Pump

### NV Series

This series of vertical multistage booster pumps offer technically advanced designs to meet market demands including hot water applications.

Every NV Series pump goes through our rigorous quality assurance program, guaranteeing the pump performance and giving our customers peace of mind.



#### Features / Benefits

In-line, space saving design, with suction and discharge on the same plane allowing pump to be installed easily in linear piping systems.

Reliable, robust and maintenance free cartridge type mechanical seals are standard.

Available in various sizes and materials, the NV Series pump is an excellent choice for industrial and commercial applications.

All wetted parts are constructed of high quality stainless steel. Available in 304 or 316 stainless steel.

Pump base(s) and flange size(s) allow it to be a drop in replacement for similar competitors models.

Available with ODP, TEFC as well as specialty enclosures.

#### Performance

HP Range: 1/2 - 60 HP, 60Hz.

Capacities to 600 GPM

Pressures to 380 PSI

Temperature to 248° F

#### Typical Services

Water Supply	Plants
Reverse Osmosis	Boiler Feed
Water Boosting	Hot & Cold Water
Washing Systems	Circulation
Fire Fighting	Irrigation
Water Treatment	Sprinkler Systems
Filtration	Heat Exchangers

## NV Vertical Multistage Pump Specifications

### MODEL NO.: NV 25 B 9 F E 3 T

Series/Nominal Rated Flow  
(GPM)

Construction  
B = 304SS S = 316SS

Number of Stages

Connection  
F = Flanged V = Victaulic

Elastomers  
E = EPDM V = Viton

Phase / Hz (PH)  
1 = 1PH / 60Hz 3 = 3PH / 60Hz

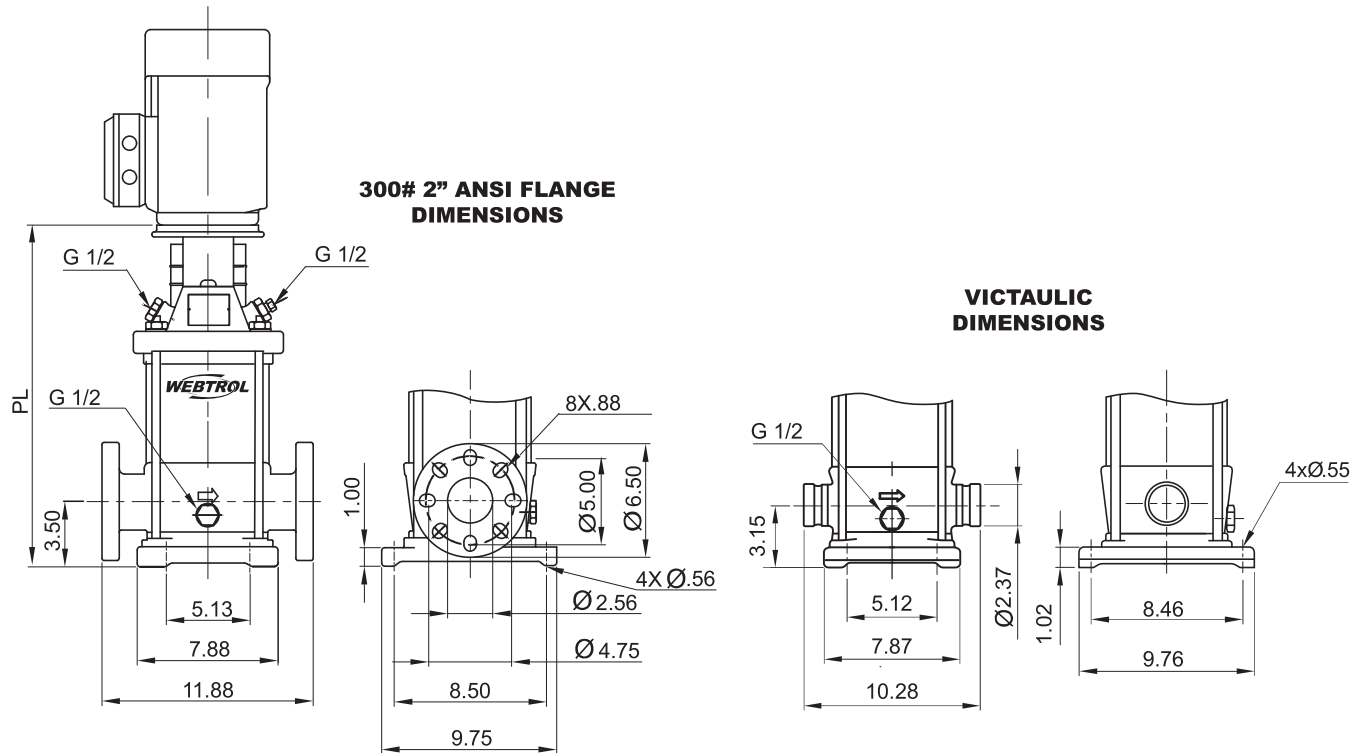
Motor Enclosure  
D = ODP T = TEFC

Series	Stages	Max. Working Pressure
NV6	2 - 27	362 PSI
NV12	2 - 25	362 PSI
NV25	2 - 24	362 PSI
NV45	1 - 10	232 PSI
	12 - 17	362 PSI
NV65	1 - 8	232 PSI
	9 - 12	362 PSI
NV85	1 - 7	232 PSI
	8 - 10	362 PSI
NV120	1 - 5	232 PSI
	6 - 10	465 PSI
NV180	1 - 4	232 PSI
	5 - 7	465 PSI
NV280	1 - 3	232 PSI
	4 - 5	465 PSI
NV400	1 - 3	232 PSI
	4	465 PSI



Component	304 SS Models		316 SS Models	
	NV6B thru NV85B	NV120B thru NV400B	NV6S thru NV 85S	NV120S thru NV400S
Motor Bracket	Cast Iron	Cast Iron	Cast Iron	Cast Iron
Pump Head	304 SS	304 SS	316 SS	316 SS
Impeller	304 SS	304 SS	316 SS	316 SS
Diffuser	304 SS	304 SS	316 SS	316 SS
Neck Ring	Teflon	Carbon Reinforced Teflon	Teflon	Carbon Reinforced Teflon
Shaft	431 SS	431 SS	316 SS	316 SS
Casing	304 SS	304 SS	316 SS	316 SS
O-Ring	EPDM	EPDM	EPDM	EPDM
Pump Base	304 SS	304 SS	316 SS	316 SS
Base Plate	Cast Iron	Cast Iron	Cast Iron	Cast Iron
Mech Seal	Silicon Carbide/Silicon Carbide/EPDM			

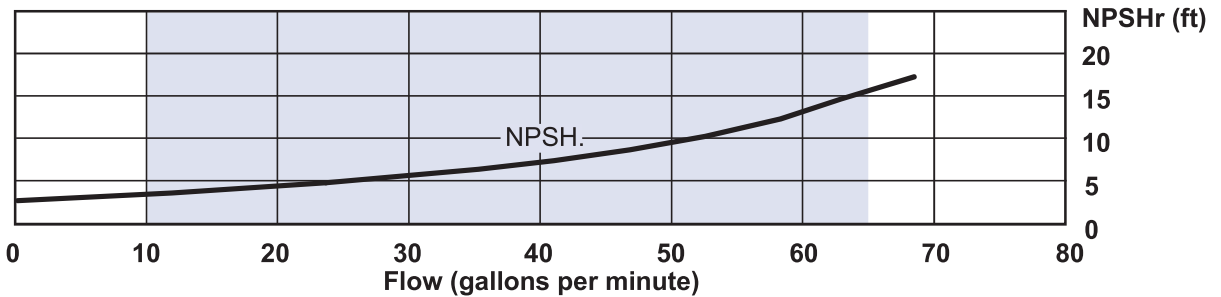
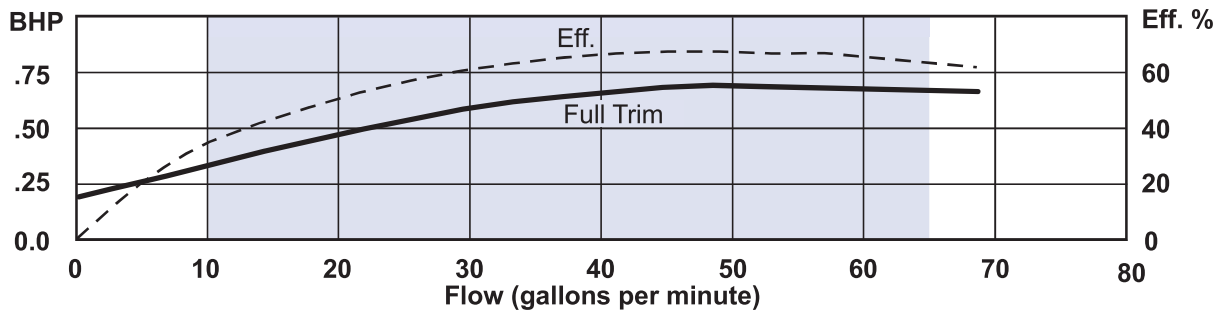
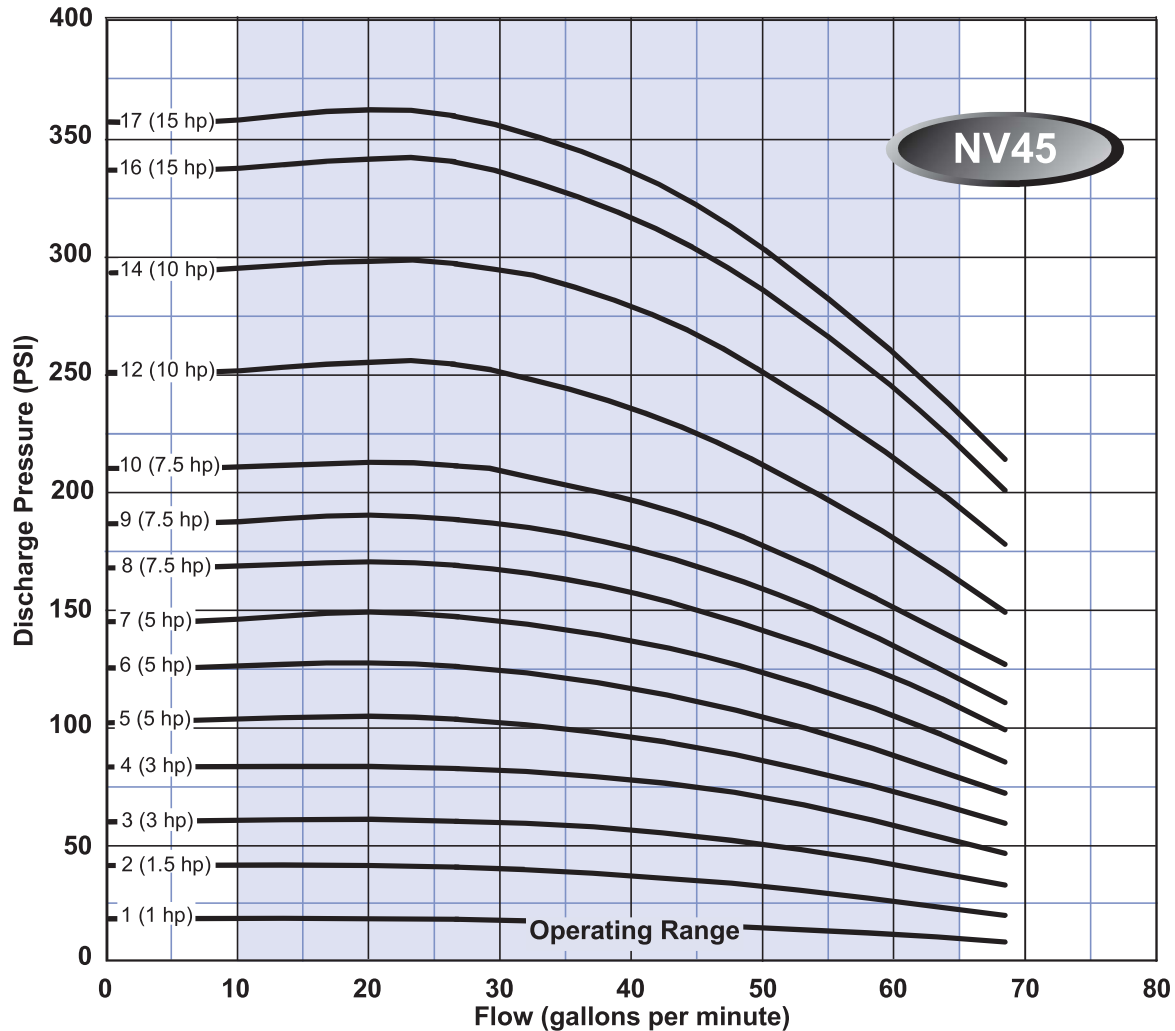
## NV45 Vertical Multistage Pump Dimensions



**NOTES:** All dimensions are in inches unless otherwise noted. Please contact factory for specific motor manufacturer dimensions

Model	HP	Motor Frame	Pump Length (PL) - Inches Flange	Pump Length (PL) - Inches Victaulic	Pump End Weight - Lbs Flange	Pump End Weight - Lbs Victaulic
NV45B1	1	56C	14.96	14.53	60	58
NV45B2	1.5	56C	14.96	14.53	60	59
NV45B3	3	182TC	17.15	16.71	84	83
NV45B4	3	182TC	18.35	17.91	87	85
NV45B5	5	182TC	19.53	19.09	89	87
NV45B6	5	182TC	20.71	20.28	91	89
NV45B7	5	182TC	22.44	22.00	97	96
NV45B8	7.5	213TC	23.62	23.19	99	98
NV45B9	7.5	213TC	24.80	24.37	101	100
NV45B10	7.5	213TC	25.98	25.55	104	102
NV45B12	10	213TC	28.34	27.91	108	107
NV45B14	10	213TC	33.33	32.90	126	125
NV45B16	15	254TC	35.69	35.26	130	129
NV45B17	15	254TC	38.06	37.62	133	132

## NV45 Vertical Multistage Pump Group Curves



Note:

Curves are based on 60 Hz 3450 rpm motors, 50 Hz 2875 rpm curves are available. These curves are for general guidance only, individual pump curves are available upon request. A certified curve may be requested for an additional cost. Webtrol will build pumps to fit your specific needs, contact factory for pricing.